



---

**INDUSTRIAL PLUGS  
AND SOCKETS**

**DISTRIBUTION  
BOXES**

---

**SWITCHGEAR**

**TEST TECHNOLOGY**

**ASSEMBLIES FOR  
CONSTRUCTION  
SITES**



015-6


## „Twist“

## POWER TWIST

### Plug

16, 32, 63 and 125A (3, 4 and 5 poles)

IP44 splashproof  
IP67 watertight



035-6



215-6


## „Twist“

## POWER TWIST

### Connector

16, 32, 63 and 125A (3, 4 and 5poles)

IP44 splashproof  
IP67 watertight



245-6



113-6

### Wall socket

16, 32, 63 and 125A (3, 4 and 5poles)

>>> top or rear entry

IP44 splashproof  
IP67 watertight



1152-6




315-6

### Flanged socket straight

16, 32, 63 and 125A (3, 4 and 5poles)

IP44 splashproof  
IP67 watertight



3152-6



415-6

### Flanged socket sloping

16, 32, 63 and 125A (3, 4 and 5poles)

IP44 splashproof  
IP67 watertight



4152-6



7015-6

## „Twist“

### Phase inverter 16, 32A (4 and 5poles)

>>> nickel plated contacts

IP44 splashproof  
IP67 watertight





0511-s

**Plugs and connectors (DIN 49440)**

- >>> rubber or solid rubber
- >>> connector available with lid or hinged lid
- >>> available in Austrian/German and Belg/French standards

IP44 splashproof



2520-s



25311-s

**3-way connector**

- >>> rubber or solid rubber
- >>> connector available with lid or hinged lid
- >>> also available with 5-pole connector terminal
- >>> available in Austrian/German and Belg/French standards

IP44 splashproof



25322-s



109-0b

**Socket outlet (DIN 49440)**

- >>> screwed or screwless contact
- >>> rear or side connection
- >>> also available with child protection
- >>> available in Austrian/German and Belg/French standards

IP54 splashproof

>>> screwless contact



1050-0b

>>> screwed contact



**CEE Motor protection plug Z-MS or PKMZ0 16, 32A**

IP44 splashproof




9433100\*  
9434100\*

**Industrial Adaptors**

- >>> nickel plated contacts

IP44 splashproof

\* In Austria and Germany not allowed!



9432006



082-4v

**Extra-Low-Voltage plugs and sockets 16 and 32A (2 and 3poles)**

IP44 splashproof  
IP67 watertight



2622v



### Compact distribution box Series St. Anton IP44

- »» compact design
- »» material: shock-resistant polyamide
- »» with shackle
- »» ready wired for connection
- »» for assembly plants, craftsmen,...



### Mobile thermoplastic insulated distribution box Series IMST IP44

- »» handy, robust distribution box made of shock-resistant polyamide
- »» **dimensions: WxHxD = 197x200x197mm**
- »» maximum rated current of 32A
- »» up to 7 sockets
- »» ready wired for connection
- »» for assembly plants, electricians,...
- »» stackable, with take-up device for the connecting cable



### Mobile solid rubber distribution box Series SPITZ IP44

- »» **dimensions: WxHxD = 320x320x320mm**
- »» lifting hinged cover with 2 quick acting closures
- »» fuses, control devices e.g. MCB, RCD, current indicator, ... under cover
- »» closed casing bottom with high ground clearance, prevention of water intake from bottom
- »» sockets protected by overhanging box cover



### Mobile solid rubber distribution box Series STEYR IP44

- »» **dimensions: WxHxD = 115x430x72mm**
- »» portable, handy solid rubber distribution box
- »» ready wired for connection
- »» entry: high-flexible rubber cable
- »» available with or without fuse



### Wall mounting solid rubber distribution box Series SALZBURG IP44

- »» **dimensions: WxH = 298x370mm**
- »» solid rubber enclosure
- »» bottom for box and cover connected with joint
- »» window up to 13 modules
- »» ready wired for connection




### Wall mounting thermoplastic empty distribution box Series M-Box IP65

- »» Series Module 6 **WxHxD = 490x125x107**
- »» Series Module 8 **WxHxD = 506x230x150**
- »» Series Module 13 **WxHxD = 506x330x150**
- »» different combination possibilities of housings and sockets (flanged socket sloping and switched interlocked socket compact) without mechanical work


**MERZ Cam Switches from 10A to 125A**

- >>> wide range of standard on/off, maintenance, reversing, voltmeter selector, star
- >>> delta, code, group and multi speed switches
- >>> thousands of customized designs
- >>> certified by KEMA, UL, CSA, GOST Standard, for world wide use.




**MERZ compact switches, Series ML form 25A to 630A**

- >>> wide standard range
- >>> certified by KEMA, UL, CSA, GOST standard and German Lloyd, for world wide and maritime use.
- >>> MERZ series ML, switch disconnectors for switchboard building and industry



**Maintenance and Control Switches in insulated enclosures from 20A to 630A**

- >>> on/off switches, 3, 4 and 6 pole
- >>> degree of protection IP65
- >>> wide range of accessories
- >>> designed according to AC3 / AC23
- >>> outdoor proof
- >>> available with a wide range of switching diagrams




**Maintenance and Control Switches in metal cast enclosure from 20A to 630A**

- >>> on/off switches, 3, 4 and 6 pole
- >>> degree of protection IP65 or IP54 depending on the type of the enclosure
- >>> available in aluminium and sheet steel
- >>> EMC safe types available
- >>> designed according to AC3 / AC23
- >>> adapted for extreme environmental conditions
- >>> available also with side drive



**MERZ Motor protection combinations are offered as standard products with the following function:**


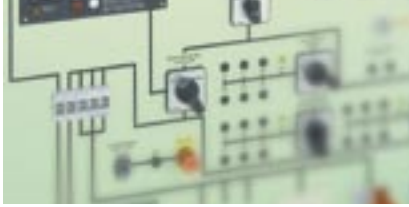
- >>> reversing, star-delta, reversing-star-delta and multi speed motor-starter-combinations
- >>> Additional to the MERZ standard combinations also customized solutions from 1,5 kW to 30 kW available
- >>> the MERZ-complete-service offers our customers the possibility to order ready to use combinations which are ready for connection. Equipped with mounted cables, sockets, plugs and other accessories



**Motor starters**

- >>> the optimum protection for engines from 0,1 to 25A by high breaking capacity
- >>> suitable as main switch in an insulated enclosure; (disconnect function) enclosure with CEE plug available
- >>> emergency-off-equipment can be added
- >>> short circuit- and thermal overload protection (temperature compensated)
- >>> single phasing sensitivity according to VDE 0660-102 / IEC 947-4-1
- >>> optional integral auxiliary switches, under voltage release and operating current release
- >>> auto-protected to 6 kA at 400V AC





### **Stationary test panels for electrical safety tests according DIN/VDE 0701/0702 alternatively ÖVE E8701**

- » test panels for connecting DUT's from 16A to 50A for testing of single- and three phase units
- » from low price boards for simple tests to test stations for engines.  
With data interfaces for the PC-documentation of the test results
- » all you need for electrical safety tests
- » wide range of accessories
- » development assisted by professionals



### **Mobile test panels for electrical safety tests according DIN/VDE 0701/0702 alternatively ÖVE E8701**

- » where service will be needed at site.
- » from mobile test kits with a manual test mode to microprocessor controlled, fully automated test devices
- » in a robust and waterproof insulated kit
- » maximum protection against dust and humidity
- » for an optimised work flow in the industry, craft and building sector



### **One System – Thousands of possibilities**

- » modular energy supply and test system
- » for individual test stations in the industry, service, work shops, laboratories and education
- » a multiplicity of exchangeable system modules
- » offers possibilities for expansions and modifications
- » modules in two heights (MHE) available
- » test modules in 2MHE – can be combined with energy modules (1MHE)
- » delivered ready for connection




### **Retractable distributors for energy, water and compressed air**

- » for market places and event areas, industrial and fair halls, sport facilities etc.
- » long-living and low maintenance
- » simple operation through an easy handling semi-automatic travel system
- » max. load of 40 tons acc. to EN 124 class D400 (point load capacity 40 tons) or C250 (point load capacity 25 tons)
- » drainage by infiltration basin out of gravel and / or a direct connection to the drainage system
- » vandalism- and graffiti proof



### **Cabinet- and distribution board system**

- » wall and free standing distribution boards from IP43 to IP55
- » type of protection class I and II; depth from 145 to 400mm;  
 $I_N$  125A – 1250A available
- » distribution board ready for installation of racks (internal modular system; grid dimensions acc. DIN 43870)
- » the different panels allow the production of all required combinations
- » easy to assemble by customers – using the appropriate system accessories
- » customized designs available



### **Range of services sheet metal work**

- » ultra-modern, automatic production
- » punching, nibbling, blanking, tapping, deforming and signing with the fastest punching machine of the world
- » flatbed-laser cutting with 4 kW for sheet steel up to 20mm and stainless steel up to 12mm; as well as for tubes from Ø 20-414mm
- » CNC – bending machine for max. 3000mm
- » welding and assembly of complete components, as well as surface treatment

## Modular Assemblies for Construction Sites (ACS) – reduce your costs

- >>> flexible, fast and easy adaptation to the construction process
- >>> variable equipment possibilities with different modules
- >>> separate switching of each modul
- >>> fast and save change of the modules
- >>> fast service at site
- >>> less cabinets needed – safes stock space
- >>> perfect for big construction, renting and service companies

## Combinated ACS for supply and metering

- >>> connection point to mains supply
  - >>> metering space acc. DIN 43870
  - >>> direct metering to 80A (at acceptance of the supply network operators up to 100A)
  - >>> also with certified counter for sub-metering available
  - >>> all installations including RCD double insulated
  - >>> socket board 90° swivelling
  - >>> with handles and swivelling lifting lug
- All ACS optional available with a protection frame.

## Incoming supply and metering ACS from 80 to 630A

- >>> connection point for mains supply
- >>> metering space acc. DIN 43870
- >>> direct metering up to 80A (at acceptance of the supply network operators up to 100A)
- >>> also combinations of incoming supply and metering ACS and group ACS possible
- >>> enclosure of galvanised sheet steel with weatherproof finish
- >>> all installations are protected acc. IP54

## Group- and main distribution ACS with NH-isolater, with NH-isolater selvedge


- >>> from 250 to 630A
- >>> for medium and big construction sites
- >>> normally installed downstream to an incoming supply and metering ACS
- >>> all installations are double insulated
- >>> enclosure of galvanised sheet steel with weatherproof finish
- >>> consistent bus bar system offers flexible installation of NH-In-Line fuse Switch Disconnectors

## Distribution/final ACS as a special distribution point acc. DIN VDE 0100 part 704

- >>> downstream of an incoming supply and metering ACS, or group and main distribution ACS
- >>> professional incoming supply space
- >>> always with a loop through connection
- >>> for connection of one- and three phase units
- >>> special types for the connection of cranes and other electrical equipment driven by inverters
- >>> also as container distributor available

## Socket outlet distribution ACS in a plastic enclosure

- >>> impact- and weatherproof plastic enclosure in orange (RAL 2000) and black
- >>> degree of protection IP44
- >>> double insulated - protection class II
- >>> RCD's and MCB's protected behind a integrated window
- >>> input via integrated plug or connection cable with plug
- >>> stackable
- >>> optional with support





## **PC ELECTRIC Ges.m.b.H**

A-4973 St. Martin im Innkreis  
AUSTRIA - EUROPE

Tel 0043 7751 61220  
Fax 0043 7751 6969

[www.pcelectric.at](http://www.pcelectric.at)  
[office@pcelectric.at](mailto:office@pcelectric.at)

## **MERZ GMBH**

D-74401 Gaildorf  
GERMANY - EUROPE

Tel 0049 7971 252-0  
Fax 0049 7971 252-350

[www.merz-elektro.de](http://www.merz-elektro.de)  
[merz@merz-elektro.de](mailto:merz@merz-elektro.de)